



# 47 Travel

**Hacks** Flights · Packing · Money · Tours · Safety


Welcome, Traveller!

Whether you're a seasoned globetrotter or planning your very first adventure, these 47 insider hacks will save you money, time, and stress — so you can focus on what matters: the experience.




 **Book in Incognito Mode**  
Airlines track visits & raise prices.

**#1** Always search in private/incognito browsing to see base fares.

 **Fly on Tuesdays & Wednesdays**


Midweek flights are consistently 15–25% cheaper. Avoid Friday and Sunday peak travel days.

**#2**

 **Set Fare Alerts Early**


Use Google Flights or Hopper alerts 6–8 weeks out. Prices dip briefly then climb closer to departure.

**#3**

 **Use Airline Miles for Business Class**


Redeeming miles for business class gives 4–6x more value than economy redemptions.

**#4**

 **Always Check the Airline's Website**


OTAs add booking fees. The airline direct often matches price with better rebooking rights.

**#5**

 **Layover Hack: Book Two One-Ways**


Sometimes two separate one-way tickets beat a return fare — especially on budget carriers.

**#6**

 **Bid for Hotel Upgrades**


Many hotel chains let you bid on upgrades 48 hrs before check-in at a fraction of rack rate.

**#7**

 **Book Accommodation with Free Cancellation**


Lock in the best early rate, then keep checking — re-book if prices drop, cancel the old one.

**#8**

 **Stay Just Outside City Centre**

One or two metro stops away can halve your accommodation costs with minimal extra travel time.

**#9**

 **Use Comparison Sites + Cashback Portals**

Stack Booking.com with a cashback browser extension for an extra 5–12% back on every stay.

**#10**

## Packing & Gear Hacks



### Roll, Don't Fold

#11

Rolling clothes compresses them into tighter cylinders, fitting 30% more into the same bag.



### Use Packing Cubes

#12

Categorise clothes by type or outfit. Unpack in 60 seconds and find anything instantly.



### Wear Your Heaviest Items on Board

#13

Wear your bulkiest shoes, jacket, and jeans to the airport to save checked-bag weight.



### Pack a Decanting Kit

#14

Refillable TSA bottles under 100ml save you buying overpriced toiletries at the destination.



### Photograph Your Luggage Contents

#15

If bags go missing, a photo inventory speeds up your insurance claim dramatically.



### Bring a Packable Day Bag

#16

An ultralight foldable backpack weighs under 150g and replaces bulky day-tour bags.



### Use a Luggage Scale

#17

A cheap handheld scale prevents surprise overweight fees at check-in. Pays for itself in one trip.



### Pack a Power Board + Universal Adapter

#18

One universal adapter + multi-socket board charges all your devices from a single hotel outlet.



### Stuff Socks Inside Shoes

#19

Maximises dead space and helps shoes keep their shape during transit.



### Leave One Quarter of Your Bag Empty

#20

You will buy things. Souvenirs, snacks, and impulse purchases need room. Plan for them.

## Money & Transport Hacks



### Use a No-FX-Fee Travel Card

#21

Cards like Wise or Revolut give interbank exchange rates with zero foreign transaction fees.



### Always Pay in Local Currency

#22

Decline 'dynamic currency conversion' at every terminal — the merchant rate is always worse.



### Withdraw Cash from Bank ATMs Only

#23

Airport and tourist-area ATMs charge up to 8% in fees. Find a local bank branch ATM instead.



### Carry a Hidden Decoy Wallet

#24

Keep a dummy wallet with small cash in a front pocket. Lock your real wallet in the hotel safe.



### Download Offline Maps Before You Arrive

#25

Google Maps or Maps.me offline mode works without data, saving roaming charges completely.



### Get a Local SIM at the Airport

#26

A prepaid local SIM is usually 80% cheaper than international roaming plans from your carrier.



### Use City Transport Cards

#27

Contactless city transit cards (Opal, Oyster, Suica) are cheaper than buying single tickets each ride.



### Book Airport Transfers in Advance

#28

Pre-booked shuttles or rideshares are consistently cheaper than metered taxis on arrival.



### Take Night Trains on Long Routes

#29

A sleeper train saves a night's accommodation while covering hundreds of kilometres overnight.



### Compare Rideshare Apps Locally

#30

Uber/Lyft aren't always cheapest. Check Grab (SE Asia), Bolt (Europe), or Ola (India/AU) locally.



### Walk the First Few Blocks from a Landmark

#31

Taxis/rideshares near tourist landmarks charge a premium. Walk 2 blocks and save 20–40%.



### Use Train/Bus Passes for Multi-City Trips

#32

Rail passes (Eurail, JR Pass) break even after 3–4 journeys and allow spontaneous travel.

Avoid 2-hour queues at the Eiffel Tower, Vatican, and Sagrada Familia by booking timed slots.

## Tour & Experience Hacks

#33



### Go at Opening Time or Last Entry

#34

Crowds are thinnest in the first 45 minutes and final hour. Same ticket, far better experience.



### Get a City Pass or Museum Card

#35

Bundled attraction passes save 30–50% if you plan to visit 3+ paid sights in a single city.



### Book Free Walking Tours

#36

Tip-based tours in most major cities deliver outstanding local insight — free or \$10–20 average.



### Ask for the Local Rate

#37

Some attractions have separate pricing for residents. Politely asking with a local contact never hurts.



### Visit on Free Museum Days

#38

Many world-class museums offer free entry on specific evenings or the first Sunday of each month.



### Use Viator or GetYourGuide for Flash Deals

#39

Last-minute tour slots are often discounted 20–40% to fill unsold capacity on the day.



### Hire a Local Photographer for an Hour

#40

Many destinations have affordable local photographers for \$30–80/hr — perfect for memorable shots.



### Eat Where Locals Eat

#41

Walk two streets back from the tourist strip. Better food, authentic experience, half the price.



### Learn 10 Words of the Local Language

#42

Hello, thank you, please, how much, where is, and menu in local language unlocks remarkable warmth.



## Get Comprehensive Travel Insurance

### Safety, Health & Bonus

#43

Medical evacuation alone can cost \$50,000+. Annual multi-trip cover is under \$200 for most travellers.



## Carry a Basic First Aid & Meds Kit

#44

Blister pads, antihistamine, rehydration sachets, and paracetamol handle 90% of minor travel ailments.



## Email Yourself Key Documents

#45

Scan your passport, visas, insurance, and itinerary. A single email lets you retrieve them from anywhere.



## Register with Your Embassy

#46

DFAT SmartTraveller (AU), STEP (US), or equivalent — free registration triggers alerts in emergencies.



## Trust Your Gut, Always

If a situation or person makes you uncomfortable, leave without explanation. Your instincts are your best safety tool.

## ■ Budget Cheat Sheet

### Flights:

Book 6–8 weeks out • Fly Tue/Wed • Use incognito mode

### Hotels:

Book refundable • Re-check prices • Bid for upgrades

### Money:

Wise/Revolut card • Avoid DCC • Use bank ATMs only

### Food:

Eat lunch specials • Skip tourist strips • Hit local markets

### Activities:

Free walking tours • Museum free days • Viator last-minute

■ Use code **SMARTER20** for **20% OFF** any **Gettravelled.com.au** premium guide!

Valid until 31 December 2025 • Single use • New customer only